

PaJeS is at the forefront of Jewish education in the UK and works in partnership with Jewish primary and secondary schools throughout the community.

PaJeS provides daily essential support to all schools in three key areas:

- Strategic Development
- Teaching and Learning
- School Services

To find out more visit our website at www.pajes.org.uk

Committed to collaboration, excellence and innovation in Jewish Schools

PaJeS
Supporting Jewish Schools

PaJeS (formerly the JCP) provides services, support and strategy to Jewish schools across the whole UK community. PaJeS develops and supports the delivery of curriculum in schools especially in the area of Jewish Studies and Ivrit.

PaJeS:

- ❖ Has developed curricula and resources for Jewish Studies and Ivrit for primary and secondary schools
- ❖ Offers high quality professional development for teachers including regular training and one-to-one support
- ❖ Provides opportunities for teachers to network and share best practice
- ❖ Delivers in-school support and coaching to teachers

To find out more about PaJeS visit our website at www.pajes.org.uk

Contact PaJeS at: office@pajes.org.uk

The PaJeS (JCP) Chumash curriculum was originally written by Eli Kohn, Gabi Goldstein and Sorrel Fisher

Reading Rashi Acknowledgements

WRITING AND CONSULTANCY TEAM

Rabbi Dr Eli Kohn

Yolande Pieters

Ellie Gellman

Elizabeth Caplan

Feedback from teachers has been instrumental to this revision. Thank you for taking the time to reflect on your lessons and share your learning with us.

GRAPHIC DESIGNER

Ruhama Stern Welcher

Contents

Reading רשיי Framework	2
Assessment Template	3
Self Assessment Template	4
רשיי Letter Charts	5
Lesson Suggestion Outlines	6
Resources	
Worksheets	

Reading רש"י Framework

Unit 9 introduces pupils to reading רש"י directly from the text. This framework contains lesson outlines, resources and worksheets to build pupils' confidence in reading רש"י text.

The activities provided here focus on reading rather than comprehending רש"י. Comprehension will be a focus in subsequent units, when pupils are able to read רש"י more confidently.

We suggest that one or two initial lessons are dedicated to introducing רש"י script, and that this is reinforced throughout Unit 9, as pupils read actual רש"י commentary on the פסוקים they study.

Knowledge Outcomes

K6: Pupils know that the רש"י commentary is not part of the תורה text.

K6: Pupils know that the רש"י commentary is written in רש"י script.

Skills Outcomes

S1: Pupils are able to find the רש"י commentary on a חומ"ש page.

S6: Pupils can read (decode) short רש"י words. This includes:

- identifying רש"י letters and their block equivalents that are similar to each other
- identifying רש"י letters and their block equivalents that are different to each other
- decoding short רש"י script words on a blank page
- decoding רש"י script words in a חומ"ש

Assessment Template

Year Group: _____ Teacher: _____

KEY:

- Achieved:** Pupil can demonstrate this K/S/U expectation
- Partly achieved:** Pupil is able to demonstrate **some** elements of this K/S/U expectation/can do so with **some** support
- Not yet achieved:** Pupil **does not** demonstrate this K/S/U expectation/can only do so with **significant** support/prompting
- ?** Results not available/child not assessed

Name of child:	KNOWLEDGE		SKILLS			
	K6: I know that רש"י is not part of the חומש text	K6: I know that the רש"י commentary is written in רש"י script	S1: I can find the רש"י commentary on a חומש page	S6: I can identify רש"י letters and their block equivalent	S6: I can decode רש"י words on a blank page	S6: I can decode רש"י words in my חומש
1.						
2.						
3.						
4.						
5.						
6.						
7.						
8.						
9.						
10.						
11.						
12.						

TOTALS	KNOWLEDGE	SKILLS	TOTAL
X – achieved			
\ – partly achieved			
(blank) – not yet achieved			

Self Assessment Template

Year Group: _____ Teacher: _____

Date:	KNOWLEDGE		SKILLS			
	K6: I know that רשיי is not part of the חומש text	K6: I know that the רשיי commentary is written in רשיי script	S1: I can find the רשיי commentary on a חומש page	S6: I can identify רשיי letters and their block equivalent	S6: I can decode רשיי words on a blank page	S6: I can decode רשיי words in my חומש

ז	ק	ו	ס	ד	ת	ש	ר	ק	ל	פ	ע	ס	נ	מ	ל	כ	י	ט	ח	ז	ו	ה	ד	ג	ב	א

רשיי Letter Charts

The charts below show רשיי script letters alongside their block equivalents and are referred to in the lesson outlines.

רשיי and block letters

ז	ף	ן	ס	ך	ת	ש	ר	ק	ל	פ	ט	ס	מ	ל	י	כ	ט	ח	ז	ו	ה	ד	ג	ב	א
ז	ף	ן	ס	ך	ת	ש	ר	ק	ל	פ	ט	ס	מ	ל	י	כ	ט	ח	ז	ו	ה	ד	ג	ב	א

KEY:

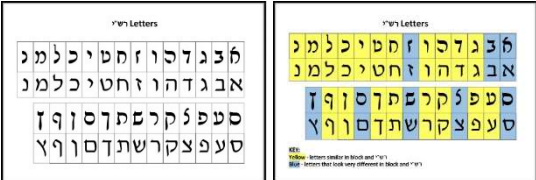

Yellow – letters similar in block and רשיי

Blue – letters that look very different in block and רשיי

Groups and pairs of easily confused רשיי letters

ס	ס		ך	ך		ט	ט	ט		ג	ג		ל	ל		ן	ז	ו		ת	ח	א
ס	ס		ך	ך		ט	ט	ט		ג	ג		ל	ל		ן	ז	ו		ת	ח	א

Lesson Suggestion Outlines

Learning Outcomes	Resources
<p>K6: I know that רש"י is not part of the חומש text</p> <p>K6: I know that the רש"י commentary is written in רש"י script</p> <p>S1: I can find the רש"י commentary on a חומש page</p>	
<p>When we have a question on a פסוק, who do we look to for an answer? (<i>The מפרשים, for example רש"י.</i>)</p> <p>Get pupils to find רש"י's commentary on a page of their חומש. What is different about it? (<i>It is written in a different script.</i>)</p> <p>Explain to pupils that we will now be learning to read רש"י script.</p>	<p>חומשים</p> <p>Note to Teachers: רש"י commentary is mostly written in רש"י script as that is the way his first commentary was printed in the 15th century. רש"י himself did not write in 'רש"י' script and many publishers like תורת חיים publish רש"י in regular script.</p>
<p>S6: I can identify רש"י letters and their block equivalent</p>	
<p>Display and distribute the רש"י letter chart. Ask pupils to identify the letters that appear similar in both רש"י and block type (highlighted in yellow above), and to colour code these letters on their copy of the chart.</p> <p>Next, ask pupils to identify which רש"י letters look <i>different</i> to their block equivalents (highlighted in blue), and to shade these in a different colour on their charts.</p> <p>Display flashcards of רש"י letters and ask pupils to name them.</p> <p>To further reinforce these letters, pupils can now complete Worksheets 1a, 1b and 2 and then Worksheets 3a and 3b. Then they can play the רש"י Memory Game to reinforce their learning.</p>	<p>רש"י letter chart</p>  <p>רש"י letter flashcards</p>  <p>Worksheets 1a and 1b: Letters We Know Worksheet 2: Words We Can Read Worksheet 3a: Letters That Look Different Worksheet 3b: Words With New Letters Memory Game</p>

Point out letters commonly confused with each other (highlighted in matching pairs/triplets).

Point out the visual similarities and differences between the letters, as well as some clues to help children recall them. Encourage pupils to think of their own ways to remember these new letters.

Display flashcards of the letters, in their groups or pairs, and challenge pupils to discriminate between them.

רשיי and block letter flashcards

Groups and Pairs of Easily Confused רשיי Letters

Pupils can now complete **Worksheets 4a-g** to practise discriminating between groups and pairs of commonly confused רשיי letters.

Worksheets 4a-g: Lookalike Letters

Final letter reinforcement

Display all final letters on the board and ask pupils to match them to their block equivalents.

Pupils can now complete **Worksheet 4h** to reinforce final רשיי letters.

Worksheet 4h: Final Letters

S6: I can read (decode) רשיי words on a blank page

רשיי words

Display the flashcards of familiar words written in רשיי script. Choose pupils to read them aloud, and then match them to the correct pictures.

Pupils can now complete **Worksheets 5, 6, 7 and 8** to practise reading רשיי words.

Worksheets and flashcards are provided as suggested reinforcement activities and can be used as games, group activities and so on, as the teacher chooses.

Pupils will continue to reinforce their רשיי skills once they begin learning רשיי in Unit 9.

Familiar words – flashcards and pictures

Worksheet 5: Familiar Words

Worksheet 6: Odd One Out

Worksheet 7: Names

Worksheet 8: Writing in Script

רש"י Letters

א	ב	ג	ד	ה	ו	ז	ח	ט	י	כ	ל	מ	נ
א	ב	ג	ד	ה	ו	ז	ח	ט	י	כ	ל	מ	נ

ס	ט	פ	צ	ק	ר	ש	ת	ך	ס	ז	ף	ז
ס	ע	פ	צ	ק	ר	ש	ת	ך	ס	ו	ף	ץ

רש"י Letters

כ	מ	ל	כ	י	ט	ח	ז	ו	ה	ד	ג	ב	א
נ	מ	ל	כ	י	ט	ח	ז	ו	ה	ד	ג	ב	א

ז	ף	ז	ס	ך	ת	ש	ר	ק	ל	פ	ט	ס
ץ	ף	ו	ס	ד	ת	ש	ר	ק	צ	פ	ע	ס

KEY:

Yellow – letters similar in block and רש"י

Blue – letters that look very different in block and רש"י

Groups and Pairs of Easily Confused רש"י Letters

כ	ג		ל	ל		ז	ז	ו		ת	ת	ח
נ	ג		צ	ל		ו	ז	ו		ת	ח	א

ס	ס		ר	ד		מ	ט	ט
ס	ס		ר	ד		מ	ע	ט

ג

ב

א

ג

ב

א

ו

כ

ל

ו

ה

ד

י

ט

ח

י

ט

ח

מ

ל

כ

מ

ל

כ

ט

ס

נ

ט

ס

נ

ק

ל

פ

ק

צ

פ

ת

ש

כ

ת

ש

ר

ו

ס

ר

ו

ס

ד

ד

ה

ז

ח

Memory Game

ד	ג	ב	א
ד	ג	ב	א
ח	ז	ו	ה
ח	ז	ו	ה
ל	כ	י	ט
ל	כ	י	ט
ט	ס	נ	מ

ע	ס	נ	מ
י	ק	ל	פ
ר	ק	צ	פ
ס	ר	ת	ג
ס	ד	ת	ש
	ז	פ	ז
	צ	פ	ו

שִׁצְתַּי

מְנוּכָה

מִפָּה

פְּנוּכָה

חֹמֶשׁ

סִידוּר

חֶפְזָה

1a. Letters We Know



Circle the רשימי letters that match the block letter on the right.

ר	מ	ג	כ	ג	ר	ו	ג
ח	ד	ה	ו	ח	ר	ד	ד
ר	ד	ה	ק	מ	ה	ק	ה
ר	נ	ו	ז	ד	ו	י	ו
ח	נ	ט	ח	מ	ך	ה	ח
ך	ט	ק	ת	פ	ט	נ	ט
ו	נ	י	ז	ל	ו	י	י
ח	כ	ו	ך	ק	כ	נ	כ
פ	נ	ד	ל	ף	ך	ל	ל
ח	ו	מ	ת	מ	נ	פ	מ

1b. Letters We Know



Circle the רשימי letters that match the block letter on the right.

ר	נ	י	ז	ל	ו	נ	נ
ר	ח	ה	ק	ט	ה	ת	ע
ט	ח	ט	פ	ת	נ	ה	פ
ר	ט	ה	ף	מ	ק	ך	ק
ר	מ	ר	כ	ר	ד	ו	ר
מ	ה	ך	ת	נ	ח	ר	ת
ף	י	ך	ו	ף	נ	ך	ד
ר	ך	ו	ז	ל	ז	י	ו
ז	י	ף	ו	ף	נ	ך	ף

2. Words We Can Read



Circle the words in רשימי script that match the word in block on the right.

גו	גו	גו	גו	גו	גו
קרח	קרח	קרח	קרח	קרח	קרח
כל	כל	כל	כל	כל	כל
מי	מי	מי	מי	מי	מי
נח	נח	נח	נח	נח	נח
כלה	כלה	כלה	כלה	כלה	כלה
פתח	פתח	פתח	פתח	פתח	פתח
חטה	חטה	חטה	חטה	חטה	חטה
עוף	עוף	עוף	עוף	עוף	עוף
דגל	דגל	דגל	דגל	דגל	דגל
חקיד	חקיד	חקיד	חקיד	חקיד	חקיד
גדול	גדול	גדול	גדול	גדול	גדול

3a. Letters That Look Different



Circle the רשי"י letters that match the block letter on the right.

ח	ת	ט	ח	נ	ג	צ	ז
נ	כ	צ	ר	ו	צ	ח	ב
נ	ז	ו	ו	ד	ז	ו	ז
ט	פ	ט	ס	ס	ס	נ	ס
ס	נ	פ	ס	ט	מ	ס	צ
ח	מ	ט	ט	ט	ט	ט	ט
ס	נ	ס	צ	פ	ד	ו	ס
ס	ו	ז	ו	ז	ק	ד	ז

3b. Words With New Letters



Circle the word in רש"י script that matches the word in block on the right.

	אַרְז	אַרֶז	אַרֵז	אַרְז
2	שְׁנֵי	שְׁנִי	שְׁנִי	שְׁנֵי
	חֲנֹךְ	חֲנֹן	חֲנֹךְ	חֲנֹךְ
	זֵיזִית	זֵיזִיח	זֵיזִית	זֵיזִית
	חֲכִי	חֲנִי	חֲכִי	חֲנִי
	שְׁלוֹם	חֲלוֹם	שְׁלוֹם	שְׁלוֹם
	בְּנוֹת	כְּנוֹח	נְכוֹת	בְּנוֹת
	זָכוֹן	זָכוֹן	זָכוֹן	זָכוֹן
	חֲטֵץ	חֲטֵץ	חֲטֵץ	חֲטֵץ
	גוֹף	גוֹךְ	גוֹף	גוֹף

Can you write these רש"י words in script?

_____	גְּדוֹל
_____	טִיסָה
_____	פֵּטֵם
_____	צְרָכָה

4a. Lookalike Letters ת ה א



Use the colour key below to shade these letters.




ת = red



ה = green



א = blue




Can you write these רש"י words in script?

_____ תחת


_____ חֲתָן

_____ חמת

4b. Lookalike Letters ן ז ם


 Circle the רשיי letters that are the same as the block letter on the right.

ן	ו	ז	ו	ן	ז	ו	ו
ן	ו	ז	ו	ן	ז	ו	ז
ן	ו	ז	ו	ן	ז	ו	ו


 Circle the רשיי word that does **not** match the word on the right.

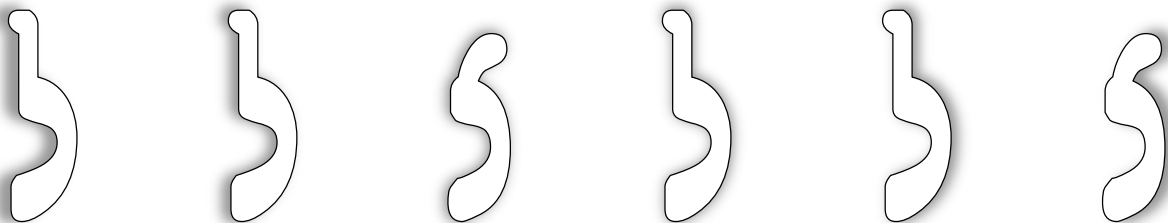
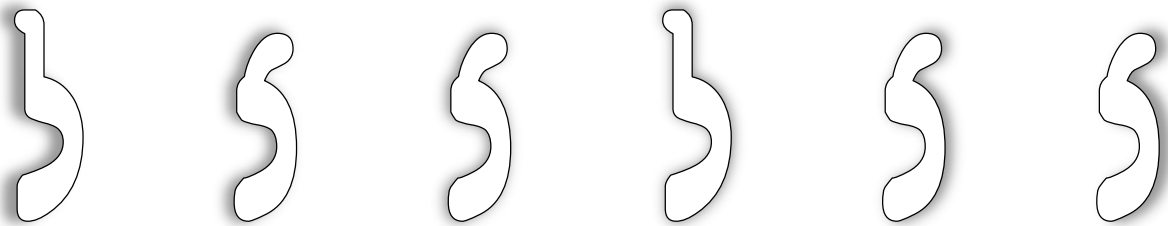

סזן	סזן	סזן	סזן
זזן	זזן	זזן	זזן
כזן	כזן	כזן	כזן

4c. Lookalike Letters ש ב

 Use the colour key below to shade the letters.

 ב = red

 ש = blue




 Can you write these רש"י words in script?

_____ לִיָּזן


_____ יָל

_____ שָׁלֵם

4d. Lookalike Letters ג ג

 Circle the רשיי letters that are the same as the block letter on the right.

ג	ג	ג	ג	ג	ג	ג
ג	ג	ג	ג	ג	ג	ג

 Which is the right spelling? Circle the רשיי word that matches the block word on the right.

נגך	גך	גך
ניגון	גיגון	ניגון
מגני	מני	מגני



4e. Lookalike Letters מ ט נ



Use the colour key below to shade the letters.



ט = red



ט = green



מ = blue

מ

ט

ט

מ

ט

ט

ט

ט

מ

ט

מ

ט

ט

מ

ט

ט

ט

מ

ט

מ



Can you write these רש"י words in script?


מַטְט

טַט


טַמִּי

לְטַט

4f. Lookalike Letters ר ך

 Circle the רשיי letters that are the same as the block letter on the right.

ר	ך	ר	ך	ך	ך
ר	ך	ר	ך	ך	ר

 Which is the right spelling? Circle the רשיי word that matches the block word on the right.

רוך	דור	דור
נרך	נדר	נדר
לרדת	לדרת	לרדת

4g. Lookalike Letters ם ם



Use the colour key below to shade the letters.



ם = red



ם = green



Can you write these רש"י words in script?


_____ סוּלָם

_____ סָם

_____ סוּם

_____ מוּם

4h. Final Letters

 Draw lines to match each רשיי letter to its block partner.

ך

ו

ץ

ף

ם

ך

ו

ם

ד

ז

 Write the following רשיי words in script.



מֶלֶךְ

מִגֵּן

אֶרֶץ

קֵץ



לֵךְ

מִנִּין



קוֹף

לֶךְ-לֶךְ

לֶחֶם




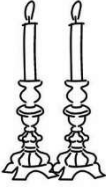

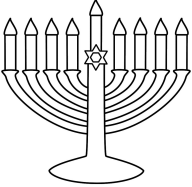

עוֹף

זוֹם


5. Familiar Words




Can you read these words in רש"י script? Match them to the correct pictures by shading them in the same colour.

	<p>שַׁבָּת</p>
	<p>מְנוּחָה</p>
	<p>מִלָּה</p>
	<p>תּוֹרָה</p>
	<p>חֹמֶשׁ</p>
	<p>סִידוּר</p>
	<p>תּוֹלָה</p>

6. Odd One Out

 Can you spot the odd word out on each of these lines? Circle the **רש"י** word that has been spelled incorrectly.



חֶלֶב

חֶלֶה

חֶלֶב

חֶלֶה



קִירוֹשׁ

קִידוֹשׁ

קִידוֹשׁ

קִידוֹשׁ

גִּירוֹת

גִּירוֹת

גִּירוֹת

גִּירוֹת



מְגִילָה

מְגִילָה

מְגִילָה

מְגִילָה

זְמִירוֹת

זְמִירוֹת

זְמִירוֹת

זְמִירוֹת



חֲנוּפָה

חֲנוּפָה

חֲנוּפָה

חֲנוּפָה

חֶסֶד

חֶסֶד

חֶסֶד

חֶסֶד

7. Names



Can you find the correct name for each of these children? Circle the name that has been spelled correctly in רש"י script.



יַעֲקֹב \ יַעֲקֹב \ יַעֲקֹב



חַוָּה \ חַוָּה \ חַוָּה



שָׂרָה \ שָׂרָה \ שָׂרָה



חַזְרָהּם \ חַזְרָהּם \ חַזְרָהּם



רַחֵל \ רַחֵל \ רַחֵל



מִשֶּׁה \ מִשֶּׁה \ מִשֶּׁה



דְּבָרָה \ דְּבָרָה \ דְּבָרָה



מִרְיָם \ מִרְיָם \ מִרְיָם



חַגָּה \ חַגָּה \ חַגָּה




דָּוִד \ דָּוִד \ דָּוִד

8. Writing in Script

 Can you read these רש"י words and write them in script?





סוּפָה

תְּפִלָּה

עֲמִידָה

שׁוֹפָר

צְרוּךְ

פֶּסַח

הֵילֵל

דָּגִים

מְלוּוֹת

חֶתְרוֹג

