

Parshat Vayishlach Summary

Summary: The night before *Yaakov* was due to meet his brother *Esav*, he divided his family in two, then went to pray to *Hashem* on his own. He wrestled with a man (a *malach*) who blessed him and changed his name to *Yisrael*. *Yaakov* and *Esav* met peacefully and then parted ways and *Hashem* confirmed *Yaakov's* name as *Yisrael*. *Yaakov's* youngest son *Binyamin* was born as they were travelling and *Rachel* died giving birth to him. *Yitzchak* died and was buried by *Yaakov* and *Esav*. At the end of the *parashah* the generations of *Esav* are listed.

*Note: Key words build by year group. Previous years' key words should be reviewed in addition to the ones specified.

EYFS

Middah/Mitzvah

Making up after a quarrel

The time has come for *Yaakov* to return home with all his family. He is frightened to meet his brother *Esav* because the last time they were together *Esav* was angry with him. *Yaakov* wants to make friends so he sends presents to *Esav*. When they meet they make up.

Key Words

יַעֲקֹב

עֵשָׂו

Wellbeing
PSHE
RSE

Take Notice - Making Up After A Quarrel

Physical Health & Mental Wellbeing

Belonging to a community

Relationships

Living in the wider world

Families and people who care for me

Resources for teachers



Books

Gigi and Lulu's Gigantic Fight - Pamela Duncan Edwards



Powerpoint

[LINK](#)



Video

[Uncle Moishy Let's Be Friends](#)

Year 1 Middah/Mitzvah

Doing everything possible to make peace.

As above. *Yaakov* prepares himself to meet *Esav*. First he divides his family into two separate camps in case *Esav* starts a fight (because he is still angry about *Yaakov* taking away his *brachah*). Then he prays to *Hashem* to save him and all his family (his four wives, eleven sons and daughter) and then he sends *Esav* presents. *Yaakov* and *Esav* meet and make peace.

Key Words

As above, plus;

רְאוּבֵן, שְׁמֵעוֹן,
לֵוִי, יְהוּדָה,
יִשְׁשַׁכָּר, זְבוּלֻן, דָּן,
נִפְתָּלִי, גָּד,
אֲשֶׁר, יוֹסֵף
דִּינָה

Wellbeing
PSHE
RSE

Take Notice - Do Everything
Possible To Make Peace

Physical Health & Mental
Wellbeing

Belonging to a community


Relationships

Living in the wider world

Families and people who care
for me

Resources for teachers

 **Powerpoint**
[LINK](#)

 **Activity**
Create a class charter for the best way to make up after disagreements, which can be referred to.

Caring

Binyamin is born and *Rachel* dies and is buried in *Bet Lechem*. *Hashem* changes *Yaakov's* name to *Yisrael*. The Jewish people are his children. We are called *Bnei Yisrael*. We are one big family. That is why we try our best to show that we care about each other (e.g. giving *tzedakah* to needy Jewish people and supporting Israel). Examine the family tree to include all *Yaakov's* sons and *Dinah*. Identify which child belongs to which mother.

Key Words

As above, plus;

סֹפֵר בְּרֵאשִׁית

פְּרֵשֶׁת וַיִּשְׁלַח

בֵּית לָחֶם

בְּנֵי יַעֲקֹב - בְּנֵי
יִשְׂרָאֵל

לָאָה - רְאוּבֵן,
שִׁמְעוֹן, לֵוִי,
יְהוּדָה, יִשְׁשָׁכָר,
זְבוּלֹן, דִּינָה.

בְּלֵהָה - דָן, נַפְתָּלִי

זְלֵפָה - גָּד, אֲשֶׁר.

רַחֵל - יוֹסֵף,
בְּנֵימִין.

Wellbeing
PSHE
RSE

Take Notice - Caring

Physical Health & Mental
Wellbeing

Belonging to a community

Relationships

Living in the wider world

Families and people
who care for me

Resources for teachers



Books

Pay It Forward - Catherine Hyde



Powerpoint

[LINK](#)






Video

[What Is Caring](#)


Being Prepared

Examine the actions that *Yaakov* takes in order to prepare himself to meet *Esav*. First he divides the people who are with him into two camps. Then he prays to *Hashem* and then he sends messengers with gifts.

Key Pasuk	Chumash Skills	Wellbeing PSHE RSE	Resources for teachers
Vayishlach 32:8 (explain 12 and 14 as the other two steps)	Finding the place in the Chumash Reading the pasuk accurately Comprehending the plain meaning of a Torah text with support Identify word families. Use of prefixes and suffixes to help comprehend texts Key Words: מָאֵד עָם צֹאן בָּקָר גְּמֵלוֹגְמֵלִים שְׁנֵי שָׁנִים מַחֲנֵה מַחֲנֹת Prefixes: ה,ו,ל Suffixes: ים- ות-	Take Notice - Be Prepared Physical Health & Mental Wellbeing Belonging to a community Relationships Living in the wider world Families and people who care for me	 Books Ready For Anything  Powerpoint LINK  Video Aladdin One Jump - link lyrics to being prepared.



Keeping away from bad influences

The meeting of *Yaakov* and *Esav*. After making up, *Yaakov* and *Esav* go their separate ways (refer back to the separation of *Avraham* from *Lot*).

Key Pasuk	Chumash Skills	Wellbeing PSHE RSE	Resources for teachers
Vayishlach 33:16	<p>Finding the place in the Chumash</p> <p>Reading the pasuk accurately</p> <p>Comprehending the plain meaning of a Torah text with support</p> <p>Identify word families.</p> <p>Use of prefixes and suffixes to help comprehend texts</p> <p>Key Words:</p> <p>שוב יום הוא דרך</p> <p>Prefixes: וי,ב,ה,ל</p> <p>Suffixes: י- ה-</p>	<p>Take Notice - Stay Away From Bad Influences</p> <p>Physical Health & Mental Wellbeing</p> <p>Belonging to a community</p> <p>Relationships</p> <p>Living in the wider world</p> <p>Families and people who care for me</p>	<p> Powerpoint LINK</p> <p> Activity Create a magazine article - what is a bad influence and how to stay away?</p>



Respect for humankind - Citizenship

The *Torah* is not a history book containing useful information. Whatever is written in the *Torah* is there for the purpose of teaching us something. The *Torah* devotes a whole chapter to recording the generations of *Esav* demonstrating respect for him as an offspring of *Avraham Avinu*. Every human being is created in the image of *Hashem*. We have a duty to show respect to other people irrespective of their religion, race, culture or colour.

Key Pasuk	Chumash Skills	Wellbeing PSHE RSE	Resources for teachers
<p>Vayishlach 36:1</p>	<p>Comprehending the plain meaning of a Torah text with little support</p> <p>Identify word families/ shorashim.</p> <p>Use of verb prefixes to help comprehend Torah texts.</p> <p>Key Words:</p> <p style="text-align: center;">אלה תלדות הוא</p> <p>Prefix:</p> <p style="text-align: center;"> </p>	<p>Take Notice - Respect for Humankind</p> <p>Physical Health & Mental Wellbeing</p> <p>Belonging to a community</p> <p>Relationships</p> <p>Living in the wider world</p> <p>Families and people who care for me</p>	<p> Powerpoint LINK</p> <p> Video Teaching Values</p>

Living up to one's Jewish identity

Yaakov wrestles with a man and wins. The man (according to *Rashi*, a *malach*) now tells *Yaakov* that he will no longer be called *Yaakov* ('heel', which implies deceit - that he appeared to obtain the blessings deceitfully) but *Yisrael*, which implies that he fought with a malach of *Hashem* and triumphed. From now on it would be clear to everyone that *Yaakov* received the correct blessings from *Yitzchak* because he deserved them. *Hashem* confirms this name change (35:10) and his rightful ownership of *Eretz Yisrael* (35:12). From now on the *Torah* uses both names. As *Bnei Yisrael* - the Jewish people - we have a responsibility to live up to our name.

Key Pasuk	Chumash Skills	Wellbeing PSHE RSE	Resources for teachers
<p>Vayishlach 32:29 Rashi till <i>ve'odah lecha aleihen</i></p> <p>(35: 10 and 12 summarised)</p>	<p>Comprehending the plain meaning of a Torah text with little support</p> <p>Identify word families/ shorashim.</p> <p>Use of verb prefixes to help comprehend Torah texts.</p> <p>Key Words:</p> <p>אמר לא עוד שם עם איש\אנשים</p> <p>Prefixes:</p> <p>ו,י</p> <p>Suffixes:</p> <p>ך- ם!-</p>	<p>Take Notice & Connect - Living Up To One's Jewish Identity</p> <p>Physical Health & Mental Wellbeing</p> <p>Belonging to a community</p> <p>Relationships</p> <p>Living in the wider world</p> <p>Families and people who care for me</p>	<p> Powerpoint LINK</p> <p> Video Why Am I A Jew (<i>play as much or as little as you like</i>).</p>